



Summer 1 : Minibeasts

Key Knowledge: What I am going to learn? **What are minibeasts?**

- To know what minibeasts are and where they live.
- To learn about the lifecycles of a ladybird and butterflies.
- To explore the habitats of minibeasts and how to create one.

2. Personal Social and Emotional

- To learn how to care for living things both in their own environment and in our classroom.
- To talk about how they and others show feelings.
- To talk about behaviour and consequences through the story of The Bad-Tempered Ladybird.

5. Mathematics

- To solve simple maths problems - using halving, doubling, adding and subtracting.
- To design minibeast looking at 2d and 3d shapes and naming them and beginning to describe their properties.
- Show an awareness of symmetry.
- To order and weigh objects, beginning to estimate and measure their weight.
- To recognise coins.

1. Communication and Language

- To listen to a range of stories/information books, comment and ask questions about what I am learning.
- To answer how and why questions about what I am learning.
- To speak clearly and confidently and listen to others, as well as learn.

3. Physical Development

- To move like a minibeast - learning how to travel safely over, under, around, balancing and climbing on a range of equipment.
- To practice being safe when completing challenges.
- To learn the importance of health and hygiene, such as washing hands when handling minibeasts.
- To develop fine motor skills through minibeast crafts.

6. Understanding of the world

- To learn how to look after living things.
- To explore habitats of different minibeasts talking about similarities and differences.
- Talk about features in different environments.
- Make observations about plants and animals explaining changes in lifecycles and why things occur.

4. Literacy

- To secure knowledge of tricky words.
- To spell words phonetically, write captions and begin to write a range of sentences.
- To apply these skills in writing through making lists, mini-fact files, writing recipes, storytelling and creating poems.
- To learn how to spell tricky words.

7. Expressive Arts and Design

- To use what I have learnt about different media in original ways such as creating minibeasts habitats.
- To use modelling, shaping, cutting to create clay snails and other minibeast.
- To role-play and create new versions of stories that I have heard/read.

Key Vocabulary

Minibeast

Bug

Insect

Lifecycle

Pupa

Cocoon

Egg

Nectar

Species

Habitat

Ladybird

Worm

Woodlouse

Dragonfly

Spider




Millipede

Centipede

Earwig

Bee

Some books linking to our topic:



How to help at home

Go for a minibeast hunt around your garden or local park. What did you find? Where did you find it? Where does it live?

Have a go at making your own bug hotel in your garden.

Plant flowers that will help bees and butterflies. Lots of bee and butterfly species are reducing in population.

Help your child to write a simple fact file about their favourite minibeast.